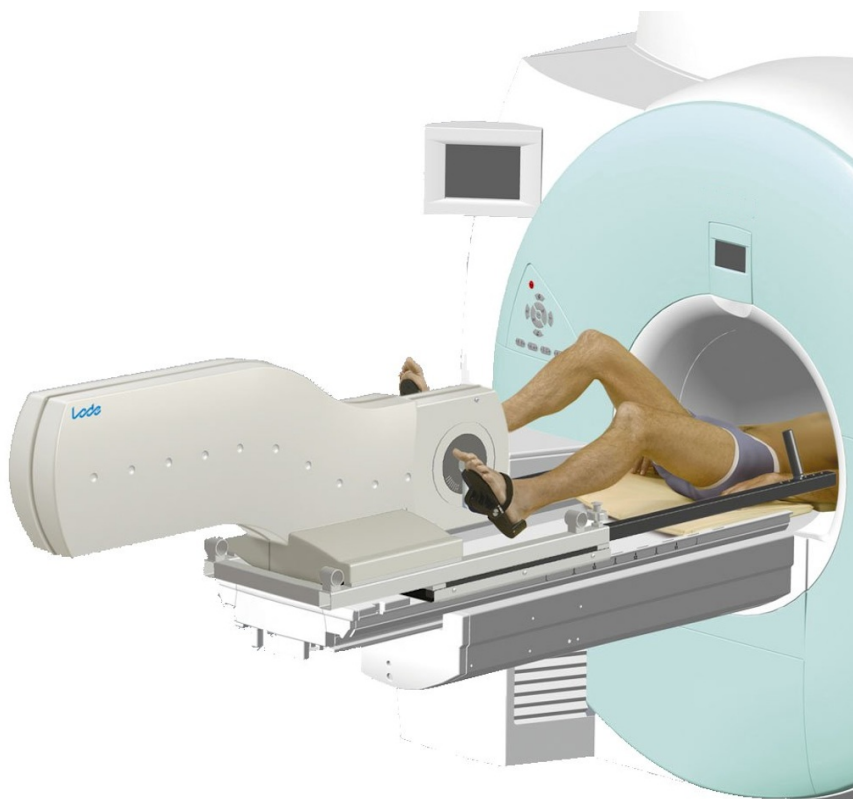


MRI Ergometer Pedal

Medication free, load adjusted patient activation during MRI scans



Highlights

Unique ergometer for MRI

With this unique ergometer it is possible to perform an exercise test in an MRI. An ergometer on the tabletop of an MRI ensures minimal time stress induction and imaging without causing artifacts on the imaging.

High standards

Lode is a socially and environmentally responsible company. All Lode products are RoHS/WEE compliant and Lode is ISO 9001:2003, ISO 13485:2008 and FDA 510K certified. All medical products comply to MDD 93/42/EEC, incl. IEC 60601-1.

Compatible with various MRIs at 1.5 and 3 Tesla

Compatible with

- Philips
- Siemens
- GE

Tesla independent

The choice of materials and the special design makes that the Lode MRI ergometer is useable for a 1,5 and a 3 Tesla MRI without giving artifacts on the imaging.

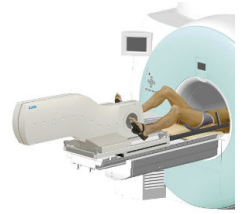
Exercise instead of medicine

When a test subject is able to do exercise, it is always recommended above pharmacologic stress. It allows objective measurement in either level of cardiac conditioning and/or level of cardiac work. It is safe and perfectly reproducible.



MRI Ergometer Pedal

Medication free, load adjusted patient activation during MRI scans



The MRI ergometer is an ergometer for use during MRI studies. The MRI ergometers workload is controlled with an electronic braking principle especially designed for use in a MRI environment. The moment of inertia is 8,4 kgm². The MRI ergometer is standard supplied with a control unit and power unit. The standard control unit offers the possibility to read out various parameters like workload, rpm, torque, timer and distance. The power unit is completed with a safety cable for wall fixation. The MRI ergometer can be used for MRI scanners up to 3 Tesla.



THE STANDARD IN ERGOMETRY

MRI Ergometer Pedal

Medication free, load adjusted patient activation during MRI scans



Features

**7
watt**

Extreme low start up load

The extreme low start-up load of 7 watts and the adjustability in small steps of 1 watt make this ergometer perfectly suitable for many different applications. The standard control unit shows multiple ergometry parameters and you can determine your specific default setting and start-up menu.



GE MRI compatible

The ergometer is compatible with various GE MRI devices like Horizon, Twin Speed



Siemens MRI compatibility

The MRI Ergometer can be used in combination with the following Siemens MRI scanners Magnetom Harmony, Symphony, Sonata, Espree, Avanto.



Philips MRI compatible

The ergometer is compatible with various Philips MRI devices like Philips Intera CV, Achieva 1.5 Tesla & 3.0 Tesla

**Versatile
controls**

Additional features with PCU

Besides the possibility to program 24 protocols easily, this control unit offers the following features:

- better monitoring because of the additional and larger display
- a perfect combination with BPM
- possibility to measure SpO2



Low noise

Due to accurate manufacturing and the careful choice of materials the product has an extremely low noise level.



Accurate over a long period of time

The Lode ergometers are supplied with an electro-magnetic braking mechanism of Lanooy (eddy current). The biggest advantage of this braking system compared to a friction braking system is the absolute accuracy and the accuracy over time. Moreover, friction braking systems have more wearing parts.

**1
watt**

Small adjustment steps

The workload of the Lode ergometers is adjustable in steps of only 1 watt. Depending on your wishes, the test operator or the test subject can adjust the workload. The steps of 1 watt are possible in the manual mode as well as within protocols.

**Service
friendly**

Service friendly ergometer

Lode ergometers are very service friendly. In general, total costs for spare parts are so low that they are negligible. Furthermore, most options are so easy to install and firmware is so easy to update that labor costs are minimal. Moreover, the ergometer can be cleaned easily.

3 Tesla

Up till 3 Tesla

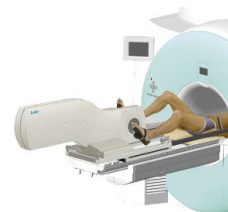
Virtually no interference up till 3 Tesla through smart constructions and material use



THE STANDARD IN ERGOMETRY

MRI Ergometer Pedal

Medication free, load adjusted patient activation during MRI scans



A unique ergometer

The Lode MRI ergometers are designed to produce physical stress within an MRI device. The MRI ergometer can be used for cardiac examinations, cardiac research, spectroscopy and other examinations and research.

For cardiac MRI examinations, the MRI ergometer can be produced with a pedal (circular) or push/pull exercise movement.

For spectroscopy MR examinations there is an ergometer available with up/down movement for the upper leg and an ankle MRI ergometer for the calf muscles.


The MRI ergometers are compatible for the most types of MRI scanners of Siemens, Philips and GE. The choice of materials and the special design makes that the Lode MRI ergometer can be used for 1,5 and a 3 Tesla MRI without giving artifacts on the imaging.

When a test subject is able to do exercise and with our MRI ergometer with its low start-up load it is, exercise is always recommended above pharmacologic stress. It allows objective measurement of improvement in either level of cardiac conditioning and/or level of cardiac work. It is safe and what is very important is perfectly reproducible.

The MRI Ergometer Pedal can also be extended with the following options:

Optical Interface Cable

Connection with a PC outside the MRI room



Partnumber: 918825

Adjustable Cranks for MRI ergometer

Versatile adjustability



Partnumber: 918830



THE STANDARD IN ERGOMETRY

MRI Ergometer Pedal

Medication free, load adjusted patient activation during MRI scans



Specifications

Workload

Minimum load	10 W
Maximum peak load	300 W
Minimum load increments	1 W
Maximum continuous load	300 W
Linear workload control	yes
Fixed torque workload control	yes
Maximum rpm independent constant load	80 rpm
Minimum rpm independent constant load	25 rpm
Electromagnetic "eddy current" braking system	yes
Dynamic calibration	yes

Accuracy

Workload accuracy below 100 W	3 W
Workload accuracy from 100 to 500 W	3 %

User Interface

Manual operation mode	yes
Preset protocol operation mode	yes
Analog operation mode	yes
Terminal operation mode	yes
External control unit	yes

Connectivity

Analog connector	yes
------------------	-----

Dimensions

Product length (cm)	135 cm	53.1 inch
Product width (cm)	50 cm	19.7 inch
Product height	50 cm	19.7 inch
Product weight	90 kg	198.4 lbs

Power requirements

115 V AC 50/60 Hz (130 VA)	yes
230 V AC 50/60 Hz (130 VA)	yes

Standards & Safety

ISO 13485:2003 compliant	yes
ISO 9001:2008 compliant	yes
IEC 60601-1:2005	yes

Certification

CE class Im according to MDD93/42/EEC	yes
CTÜVus according to NRTL	yes
CB according to IECEE CB	yes

Order info

Partnumber

937901

**Specifications are subject to change without notice.*